

# Sustainability Investor Update

August 24, 2020

[www.micron.com/sustainability](http://www.micron.com/sustainability)

©2020 Micron Technology, Inc. All rights reserved. Information, products, and/or specifications are subject to change without notice. All information is provided on an "AS IS" basis without warranties of any kind. Statements regarding products, including statements regarding product features, availability, functionality, or compatibility, are provided for informational purposes only and do not modify the warranty, if any, applicable to any product. Drawings may not be to scale. Micron, the Micron orbit logo, the M orbit logo, Intelligence Accelerated™, and other Micron trademarks are the property of Micron Technology, Inc. All other trademarks are the property of their respective owners.



# Safe Harbor Statement

During the course of this meeting, we may make projections or other forward-looking statements regarding future events or the future financial performance of the Company and the industry. We wish to caution you that such statements are predictions and that actual events or results may differ materially. We refer you to the documents the Company files from time to time with the Securities and Exchange Commission, specifically the Company's most recent Form 10-K and Form 10-Q. These documents contain and identify important factors that could cause the actual results for the Company to differ materially from those contained in our projections or forward-looking statements. These certain factors can be found at <http://www.micron.com/certainfactors>. Although we believe that the expectations reflected in the forward-looking statements are reasonable, we cannot guarantee future results, levels of activity, performance, or achievements. We are under no duty to update any of the forward-looking statements after the date of the presentation to conform these statements to actual results.



# Naga Chandrasekaran

Senior Vice President  
Technology Development

# Sustainability Governance & Structure




# Agenda

Product Impact

Responsible Operations

Engaged Team Members



# Product Impact

# Our products make the world better



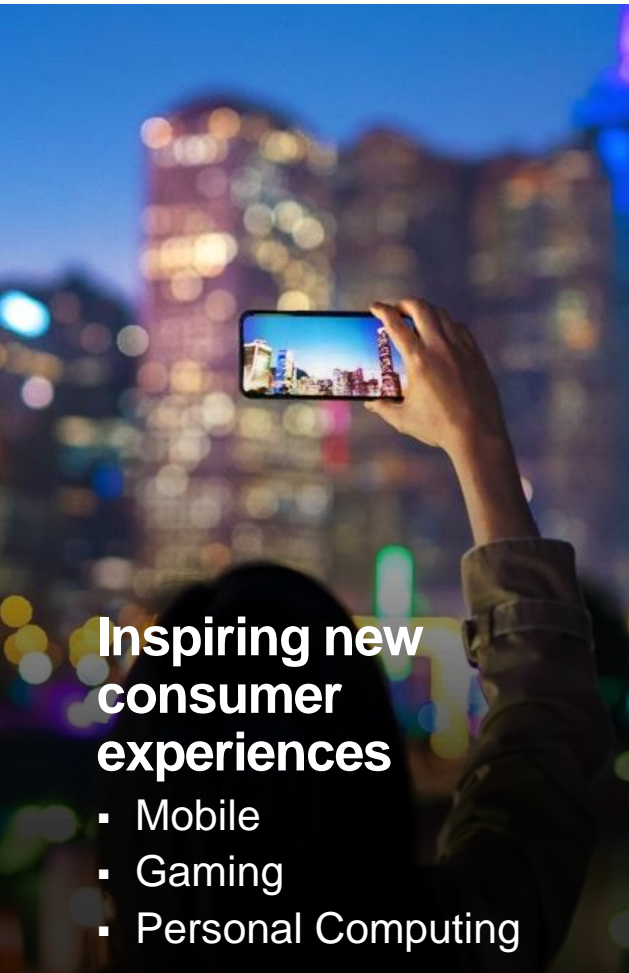
**Our products  
empower  
billions of  
people**

**And enable  
sustainability  
across  
industries**



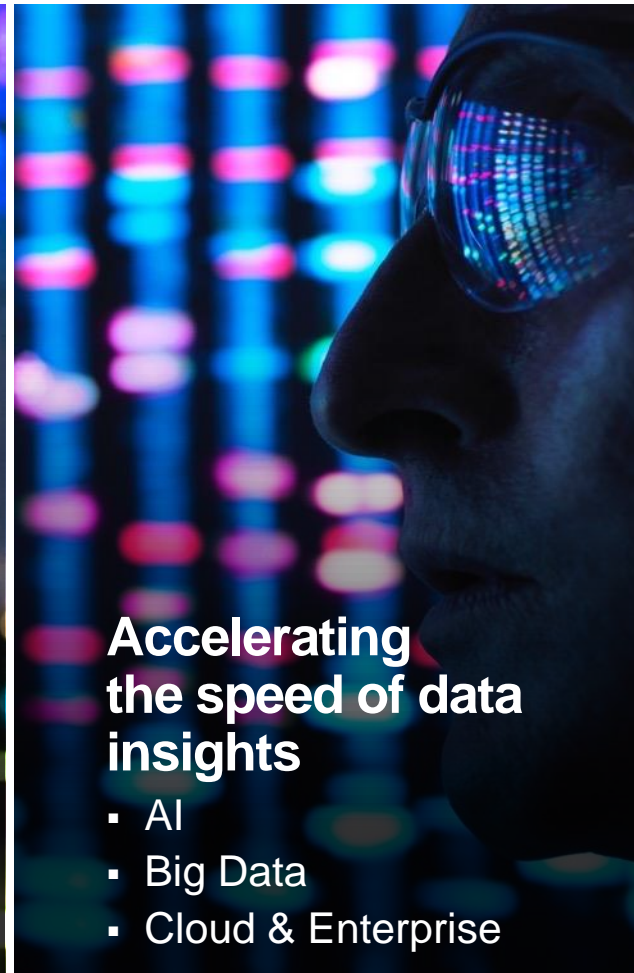
**We innovate to  
make them more  
efficient**

# Micron's products transform how billions of people use information to enrich life



## Inspiring new consumer experiences

- Mobile
- Gaming
- Personal Computing



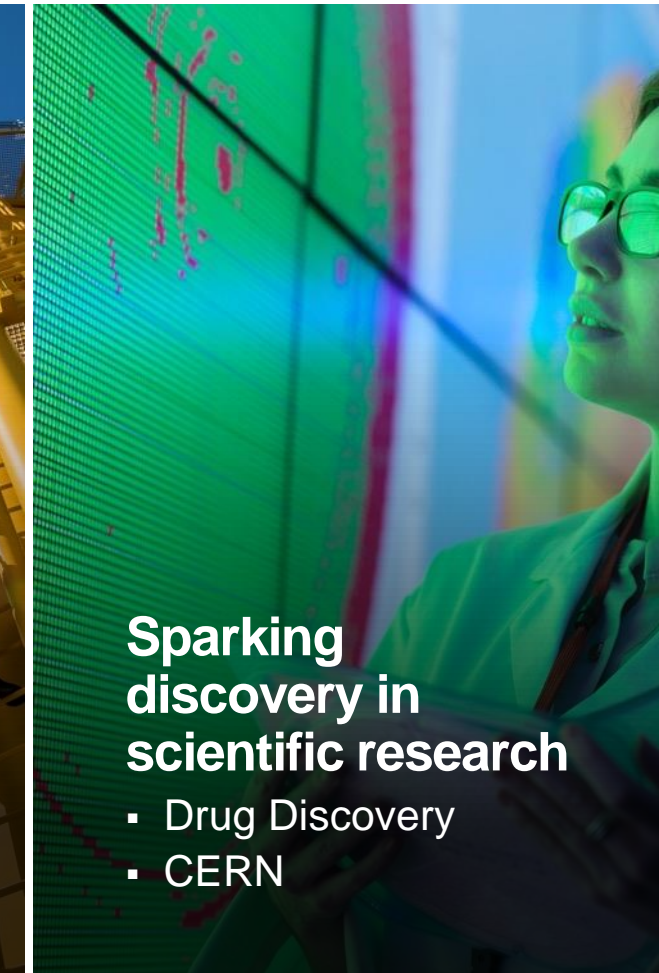
## Accelerating the speed of data insights

- AI
- Big Data
- Cloud & Enterprise



## Driving more intelligence at the edge

- 5G
- IOT
- Autonomous



## Sparking discovery in scientific research

- Drug Discovery
- CERN

# Micron products benefit the environment and society.

From cancer research and autonomous vehicle safety to efficient industry and infrastructure.



VR Opens New Paths to Mental Health



Data Analytics and AI Improve Manufacturing Efficiency



Self-Driving Cars Rely on AI and Innovative Memory

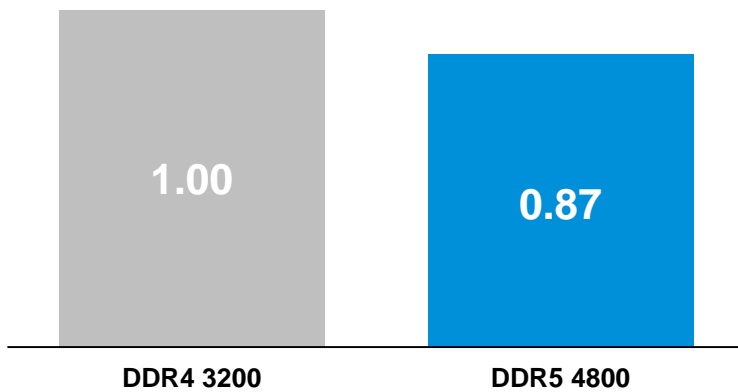


Artificial Intelligence, DNA and a New Approach to Cancer Research

# We are increasing the energy efficiency of our products

With each generation, DRAM is doing more work with less energy per bit

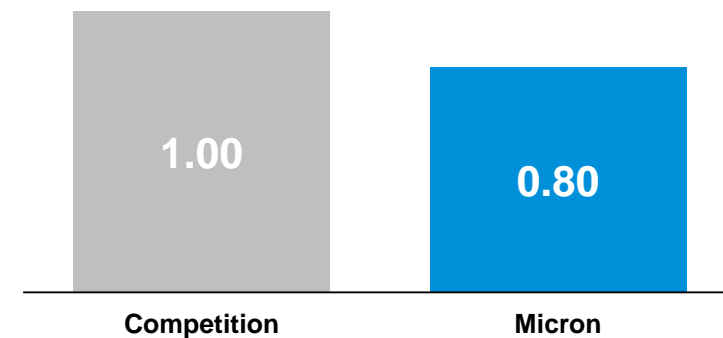
**Server DRAM**  
Energy per Bit  
(lower = better)



When data bus efficiency is taken into account

Micron's LP5 DRAM offers 20% lower power consumption vs. the competition for bandwidth intensive use cases

**LP5 Power Consumption**  
8k Video Recording  
(lower = better)



Competition refers to LP5 products offered by our industry competitors

# Responsible Operations

# Building sustainability into our world-class operations



Protecting the  
environment

Supply chain  
responsibility

Employee health  
and safety



# Global Operations

Micron is the 3<sup>rd</sup> largest memory and storage company and has over \$20 billion in annual revenue.

April 2020, Source: Market Share: Semiconductors by End Market, Worldwide, 2019

# We believe growth comes with a responsibility for sustainability

**12x**

Industry DRAM Bit Growth  
CY2019 vs CY2009

**48x**

Industry NAND Bit Growth  
CY2019 vs CY2009

# Progress towards measurable environmental targets

Micron plans to invest \$1B in the next 5 to 7 years on future sustainability programs



**Emissions**

**CY30:** 75% MTCO2 reduction per unit vs CY18

**Aspiration:** 40% absolute reduction vs CY18



**Energy**

**CY25:** 100% renewable energy in the U.S.

**Aspiration:** 100% renewable energy worldwide where available



**Water**

**CY30:** 75% reuse, recycle, restore

**Aspiration:** 100% reuse, recycle, restore



**Waste**

**CY30:** 95% reuse, recycle & recovery & zero hazardous waste to landfill\*

**Aspiration:** 100% reuse, recycle & recovery & zero waste to landfill

Note: For comparison, Water: 50% reuse, recycle, restore in CY19; Waste: 74% reuse, recycle & recovery in CY19

\* Subjected to alternate disposal vendor availability

# Green Facilities Design

Micron has been recognized for our leadership.



## Singapore (NAND)

- Fab 10N US GBC LEED Certified 2010
- Fab 10X Singapore BCA Green Mark Platinum Award 2016
- Fab 10X US GBC LEED Gold Certification 2017
- Fab 10A Singapore BCA Green Mark Platinum Award 2019
- World Economic Forum Global Lighthouse Network



## Taiwan (DRAM)

- MTB (Backend facility) LEED Gold 2018
- F11 Bronze National Enterprise Environmental Protection Award 2019
- F16 Silver National Enterprise Environmental Protection Award 2019

# Driving sustainability across our supply chain

Micron holds our network of over 9,000 suppliers in 42 countries to the high standards of our customers and leading standards bodies such as the RBA, as well as our own Supplier Requirements Standard.

## Screen & Assess

Suppliers are screened for risks such as conflict minerals, and performance is assessed and continuously monitored for changes.

## Score

Suppliers are scored on compliance risk (ethics, labor, health & safety, environment) and operations risk (financial, geopolitical, natural disaster, macroeconomic).

## Improve & Develop

Suppliers may implement mitigation and improvement plans, or receive training from Micron's responsible sourcing team and industry resources.

## Audit

High-risk suppliers undergo deeper review which can include audits and corrective action plans to meet responsible sourcing expectations.

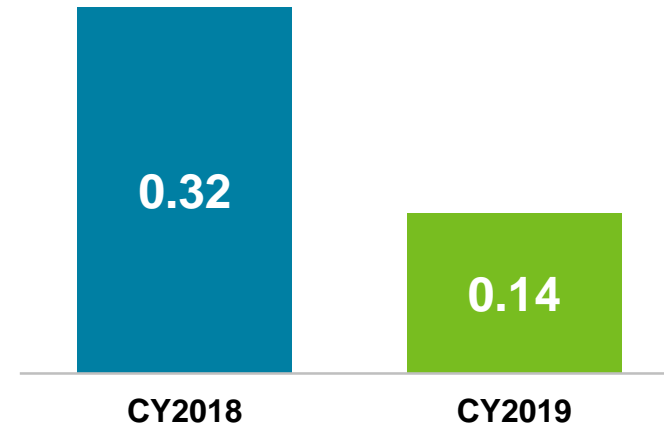
# Health and Safety

Micron's "Live Safe" culture incorporates a combination of training, mentoring, KPIs, and innovative use of technology to drive improvements in safety.

## Reducing workplace injuries

World-class performance further improved by Live Safe program

### Recordable Injury Rate\*



\* (Recorded incidents X 200,000) / Total number of hours worked

### COVID-19 Response

- Red and blue teams
- Kept fabs running
- Employee and community support



# Engaged Team Members



# Industry's Best Talent

## Getting stronger and more engaged



**Diversity,  
Equality and  
Inclusion**

**Employee  
Engagement &  
Development**

**Community  
Impact**



# Diversity, Equality and Inclusion

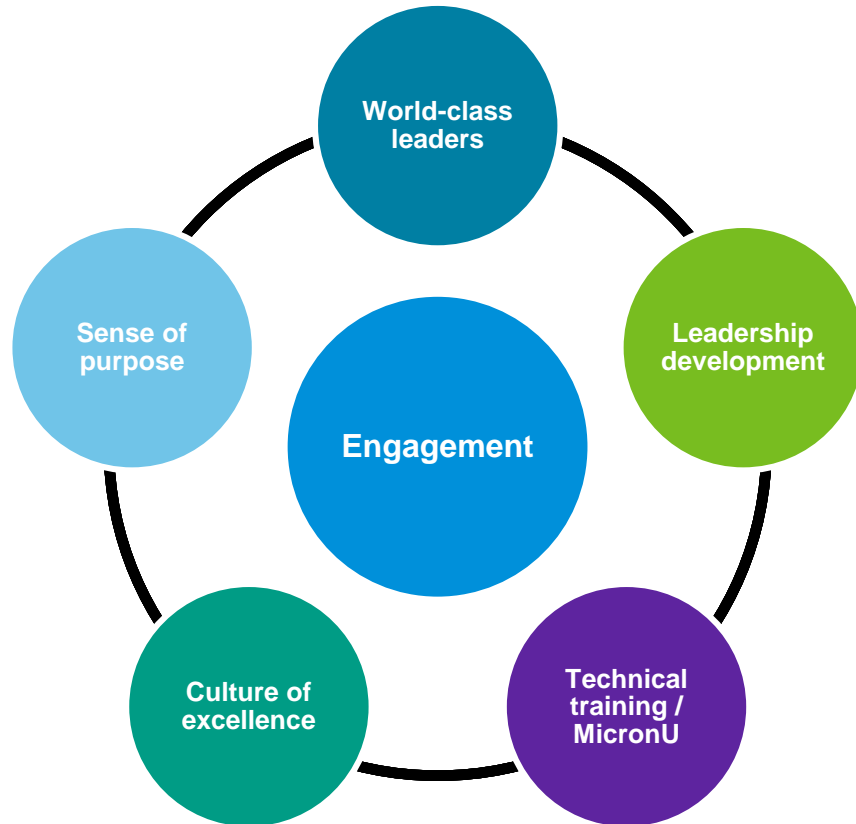
We believe our team members' diverse experiences, perspectives and backgrounds make Micron stronger.

## Focus Areas

- 1 Increase representation of underrepresented groups
- 2 Drive equitable pay and benefits
- 3 Strengthen our culture of inclusion
- 4 Advocate for racial and LGBTQ+ equality
- 5 Engage with minority owned financial institutions for cash management
- 6 Increase diverse supplier representation and spend

# Employee Engagement & Development

Micron fosters a supportive work environment where team members thrive, engage in meaningful work and bring their best selves every day.



## The October 2019 Engagement Survey\*

**81%**

“I understand how my work contributes to Micron’s strategy”

**81%**

“Micron is a good corporate citizen”

**80%**

“My team embraces people from diverse backgrounds and the perspectives they bring”

\* The October 2019 engagement survey had 95% participation. Engagement favorability ratings have increased since the survey was first conducted.

# Our Commitment To Our Global Communities



**Enrich our Communities**



**Inspire Learning**



**Protect the Environment**



## \$35M Towards COVID-19 Relief Initiatives

### **\$10.5M Team Member Giving**

2:1 match for all charities in 2020 with almost 1,600 charities receiving contributions

### **\$10M Relief Fund**

Committed to 65 global charities or schools

### **PPE Donations**

>350,000 masks  
>2,500 face shields  
>9,000 gloves  
>130 gowns/bunny suits

### **Team Member Volunteering**

Over 50,000 hours of team member volunteer time contributed

### **Team Member Assistance**

One-time payment assisting 68% of all team members worldwide, and special grants for those facing financial hardship


# Micron is committed to sustainability



**Our memory & storage products make the world better**



**We strive for excellence with measurable sustainability targets**



**We develop and engage the industry's best talent**

# Learn More



## Governance

Available at: <https://www.micron.com/about/our-commitment/operating-thoughtfully/governance>

## Diversity, Equality & Inclusion

2019 Diversity, Equality and Inclusion Report, Our Diversity Council, Diversity Data, and more

Available at: <https://www.micron.com/about/our-commitment/empowering-people/diversity-equality-and-inclusion>



## Micron's 2020 Sustainability Report

Prepared in accordance with the Global Reporting Initiative (GRI) Standards: Core option, as well as the Sustainability Accounting Standards Board (SASB) Semiconductors Standard.

## Climate and Water Disclosures

2019 CDP Climate Change and Water Security Disclosures

Both available at: <https://www.micron.com/about/our-commitment/operating-thoughtfully/sustainability>



## Micron COVID-19 Playbook: Maintaining a Safe and Healthy Workplace for Our Team

Our phased approach in bringing team members back to on-site work through our workplace and team member readiness plans.

Available at: <https://www.micron.com/covid-19-global-response>

The Micron logo features a stylized white 'M' with a white orbital ring around it, followed by the word 'Micron' in a bold, white, sans-serif font with a registered trademark symbol (®) to its upper right.





# 2019 Performance at a Glance

# FY19 Highlights

## Responsible Operations & Sourcing

2019 results include perfect scores on our RBA code audits

**74%**

Rate of global reuse & recycling

**50K+ MWh**

Savings through energy conservation measures

## Team Member Engagement

Hired our first vice president of DEI and created a team member advocate position

**3** New Employee Resource Groups

Supporting diverse employee populations in 2019

**Expanded**

Our family leave benefits

## Community Impact

**150K+ Hours**

Of volunteer efforts

**\$12.8M**

In grants to support STEM education and basic human needs

## Leadership Products

**20%**

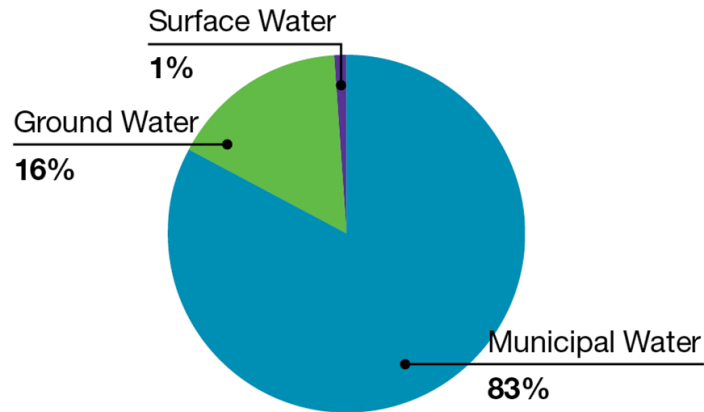
Improvement in power efficiency in our LPDDR5 DRAM

**50%**

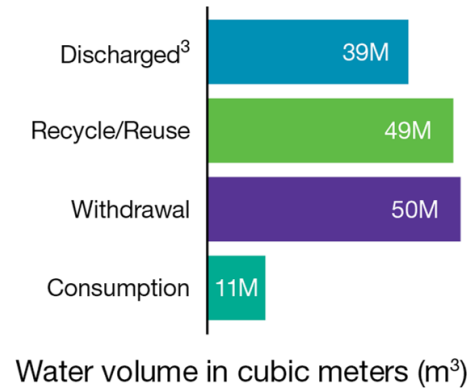
Increase in data access speeds compared to previous generations

# Water

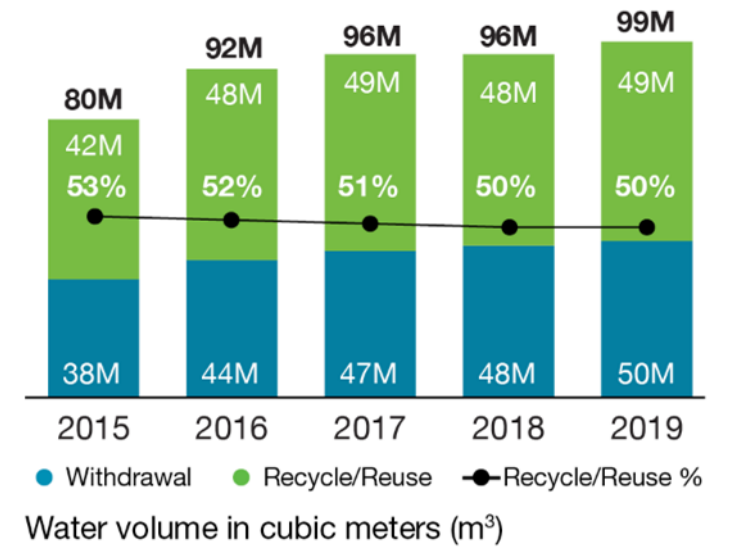
## 2019 Water Withdrawal by Source



## 2019 Water Mass Balance



## Water Use & Recycle



<sup>1</sup> All environmental data is for calendar years. Data is for calendar year 2019 except where noted. 2019 data does not include Micron's former 200mm fabrication facility in Singapore.

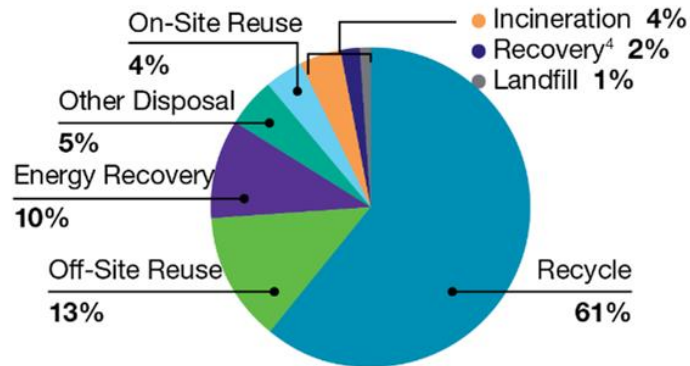
<sup>2</sup> Reuse/Recycle/Recovery percentage data for 2017, 2018 and 2019 has been restated to differentiate energy recovery from other material in this category.

<sup>3</sup> Wastewater discharge details can be found in the GRI Index, p. 86

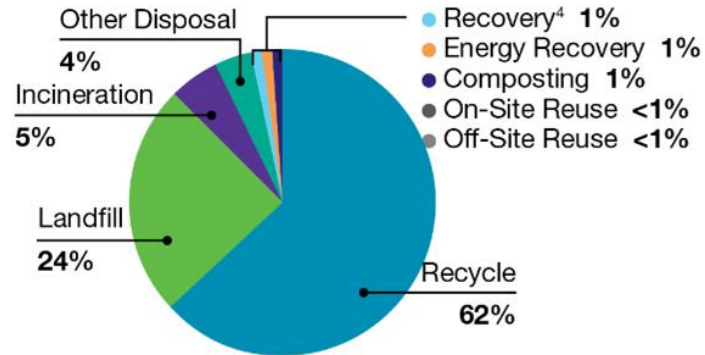
<sup>4</sup> Excludes energy recovery.

# Waste<sup>2</sup>

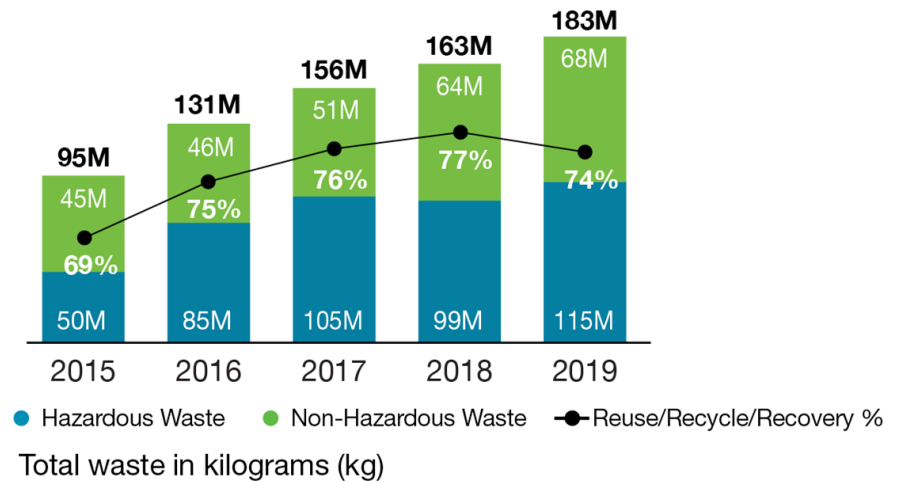
### 2019 Hazardous Waste Breakdown



### 2019 Nonhazardous Waste Breakdown



### Total Waste & Recycle



<sup>1</sup> All environmental data is for calendar years. Data is for calendar year 2019 except where noted. 2019 data does not include Micron's former 200mm fabrication facility in Singapore.

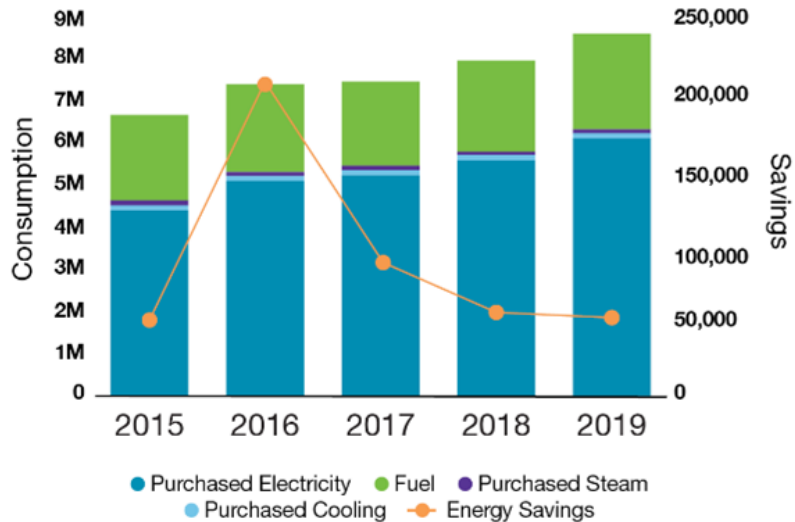
<sup>2</sup> Reuse/Recycle/Recovery percentage data for 2017, 2018 and 2019 has been restated to differentiate energy recovery from other material in this category.

<sup>3</sup> Wastewater discharge details can be found in the GRI Index, p. 86

<sup>4</sup> Excludes energy recovery.

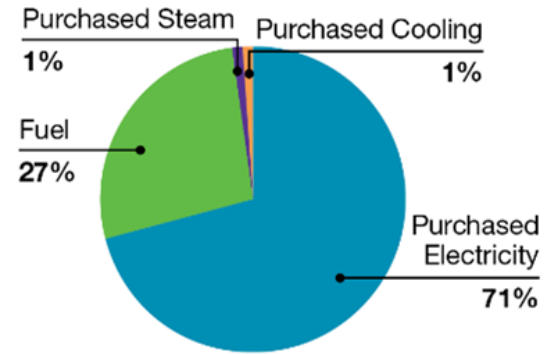
# Energy & GHG Emissions<sup>5</sup>

## Energy Consumption & Savings



Energy consumption in millions of megawatt hours (MWh)  
 Energy savings in thousands of megawatt hours (MWh)  
 Detailed energy consumption & savings figures can be found in the GRI Index, p. 85.

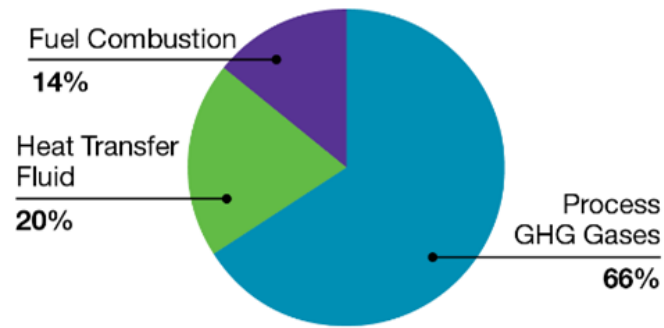
## 2019 Energy Breakdown by Source



## Total GHG Emissions

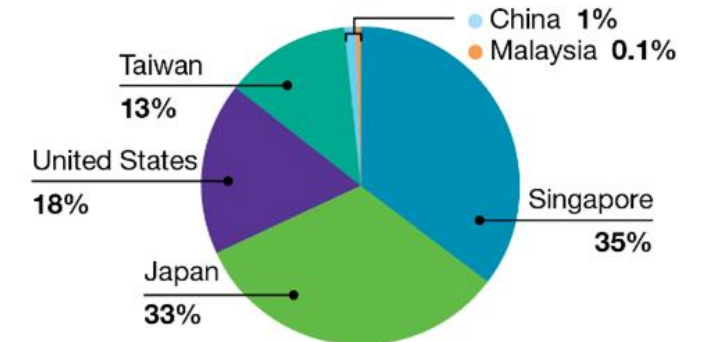


## Emissions From Operations (Scope 1) by Source



0.8% from refrigerants, vehicles, VOC abatement

## Emissions from Operations (Scope 1) by Country



<sup>5</sup> Emissions in total metric tons of CO<sub>2</sub> equivalents



# Responsible Sourcing

Micron Suppliers CY19

**5,555**

Utilized suppliers

**6,150**

Supplier sites

**80%**

Of spend with 125 top suppliers

**\$17.9B**

Total spend supporting manufacturing

**Top 10 Supplier Locations (by Micron spend):**

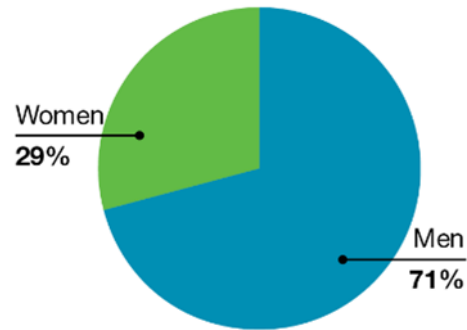
Japan, Taiwan, Singapore, United States,  
Switzerland, China, South Korea, Malaysia,  
United Kingdom, India

**In FY19  
1,500+  
small and  
diverse  
suppliers were  
represented in  
Micron's  
supply base.**

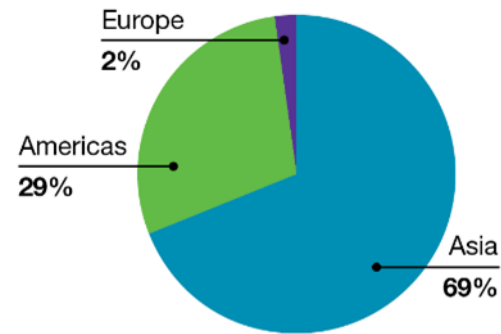


# Workforce

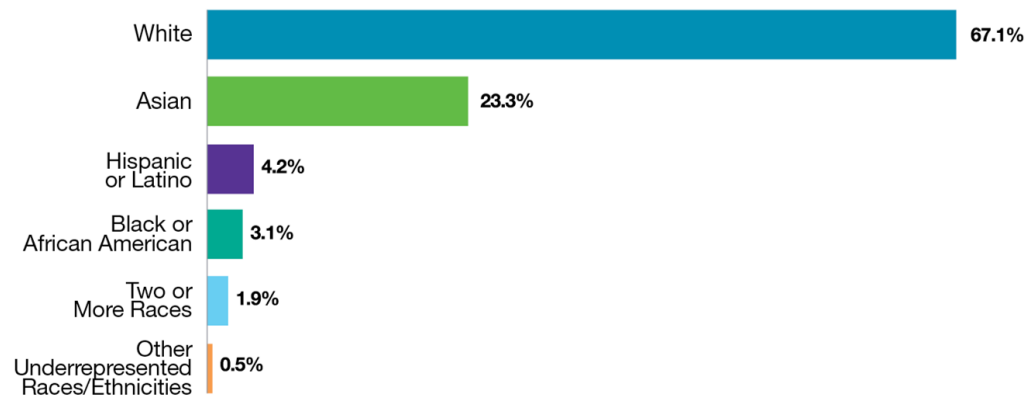
Employees by Gender



Employees by Region



U.S. Race/Ethnicity (Overall)



**72%**

Growth in ERG membership

**3**

New ERGs (Black Employee Network, Tenured & Experienced @ Micron, and Capable

**>25%**

Of Micron's board of directors comprises women

**75**

Senior leaders participated in inclusive leadership courses

**50.2 hours**

Average training per full-time employee (an increase of more than 13 hours from 2018, primarily driven by an expansion of targeted employee workshops)

**47,000+**

People leaders participated in Journey to Higher Performance in 2019



# Accelerating Sustainability



## Prioritizing through Partnership

Our customers, investors, team members, policy makers, and communities all play a vital role in shaping the direction of our sustainability program.



## Micron Sustainability: Our Water Story

Micron's award-winning sustainable water program including our innovative aquifer recharge and recovery system.



## Micron Virginia: Environmental Sustainability

At Micron, we're mindful of sustainability when it comes to the places, we call home. Here in Manassas, Virginia, we keep our environmental footprint minimal. We leverage an innovative design to ensure economic and ethical responsibility when it comes to the surrounding environment.



## Micron Singapore: Environmental Sustainability

Micron is mindful of the potential impacts of its operations and respects the communities and ecosystems where we do business. Micron's Singapore facility leverages an innovative design...to assure a sustainable footprint. This facility has earned Singapore's highest honor for sustainable design – The Green Mark Platinum Award.

View videos at:  
<https://www.micron.com/about/our-commitment/operating-thoughtfully/sustainability>

The Micron logo features a stylized white 'M' with a white orbital ring around it, followed by the word 'Micron' in a bold, white, sans-serif font with a registered trademark symbol (®) to its upper right.

